



Unlocking E-commerce Success

Strategic Growth for Your Online Business

Your partner in navigating the digital marketplace.

Our Service Journey



Performance Insights

Data-driven dashboards for real-time visibility.



Strategic Planning

Monthly & Yearly analysis to chart your growth path.



Account Optimization

Ensuring platform health and compliance.

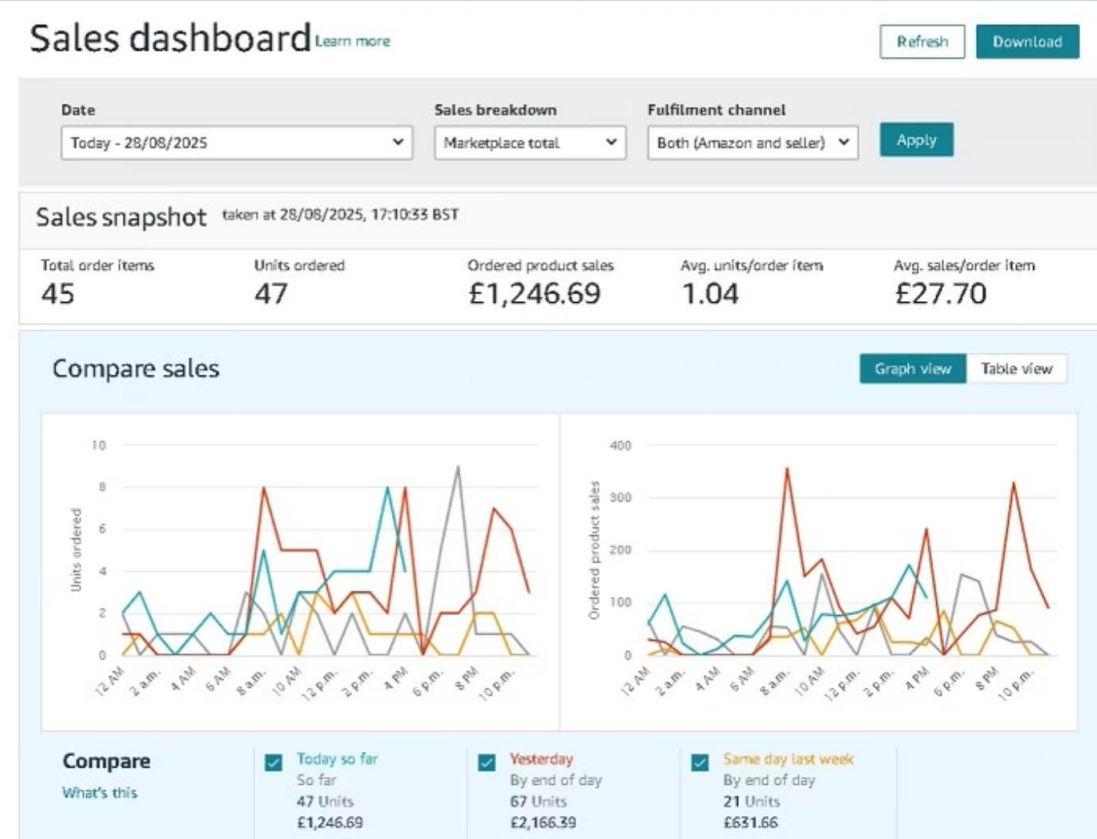


Reputation Management

Proactive feedback and review handling.

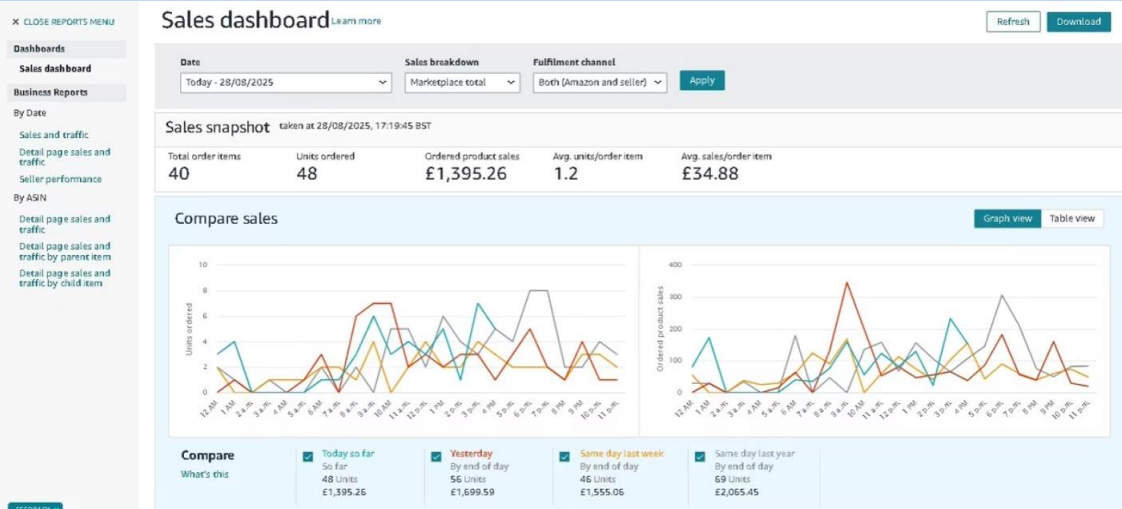
Real-Time Sales Dashboard

Gain instant clarity on your daily performance with our custom dashboards.



Snapshot Views

Key metrics at a glance: sales, orders, conversions.



Actionable Insights

Identify trends, respond to changes, optimize strategies.

Monthly Sales Deep Dive

Comprehensive analysis to understand your sales landscape and opportunities.

1

Revenue Breakdown

Detailed insight into product, channel, and customer segments.

2

Performance Metrics

Track growth, average order value, and customer acquisition costs.

3

Strategic Adjustments

Refine marketing, inventory, and pricing for maximum impact.

Yearly Business Performance Review

Chart your long-term success with an annual overview of your e-commerce journey.



Growth Trajectory

Visualize annual revenue, profit, and market share evolution.

Key Milestones

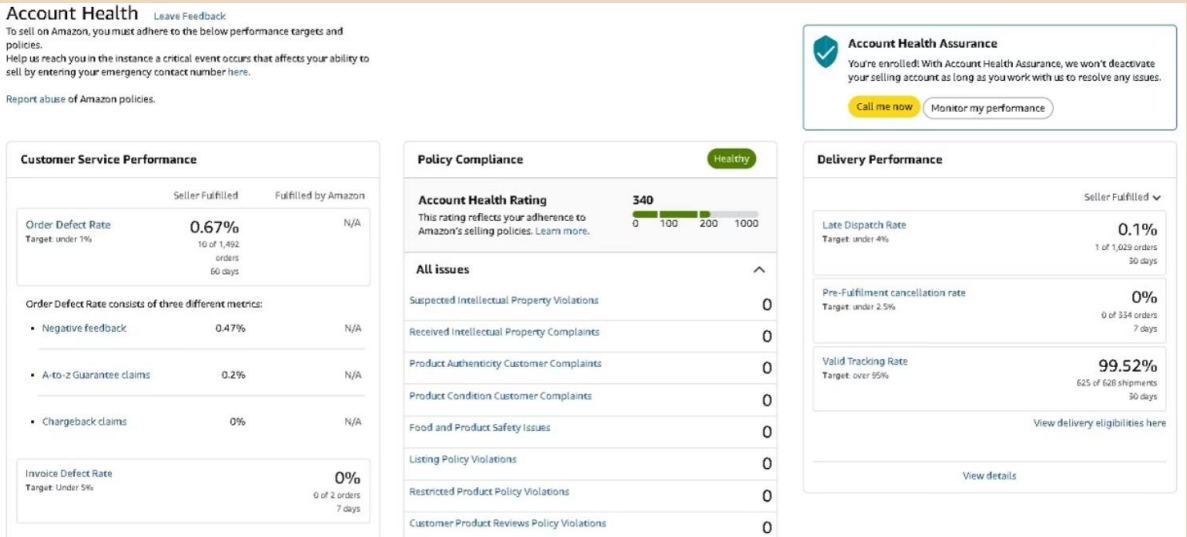
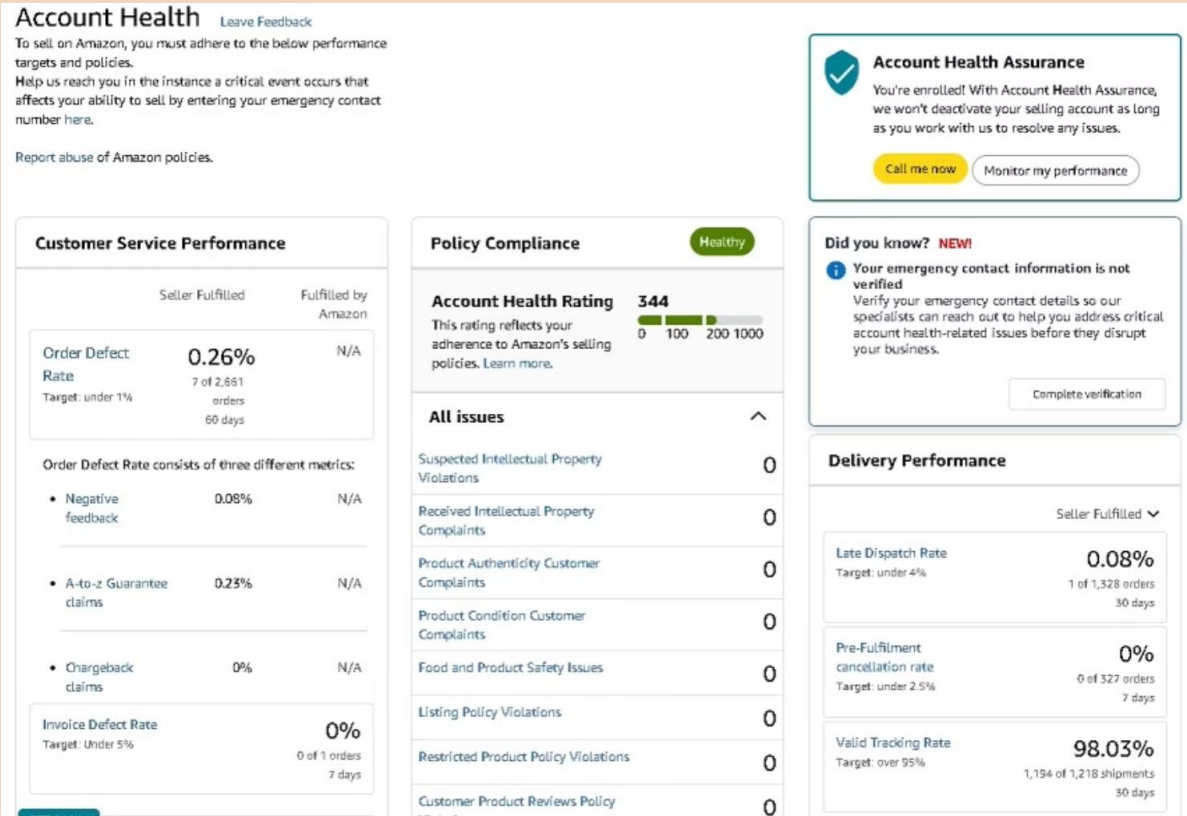
Celebrate achievements and identify areas for future focus.

Sustainable Strategies

Develop plans for consistent, scalable growth year-over-year.

Optimizing Account Health

Proactive management to ensure your e-commerce platform runs smoothly and efficiently.



Operational Excellence

Minimize risks, optimize inventory, and streamline fulfillment.

Platform Compliance

Stay ahead of policy changes and maintain good standing.

Feedback Management for Reputation

Turn customer insights into trust and loyalty with expert feedback handling.

Feedback Manager

Use the Feedback Manager to track buyer satisfaction with your service. You can view short- and long-term metrics, as well as detailed feedback entries, including buyer e-mails and Order IDs. Click the Order ID to view transaction details within the Manage Orders section of Seller Central. [Learn more](#)

Feedback Rating:★★★★☆

4 stars during time selling on Amazon. (1329 ratings)

	30 days	90 days	365 days	Lifetime
Positive	87 %(13)	83 %(30)	74 %(174)	75 %(994)
Neutral	0 %(0)	6 %(2)	3 %(6)	4 %(58)
Negative	13 %(2)	11 %(4)	23 %(55)	21 %(277)
Count	15	36	235	1329

This table displays the corresponding feedback percentages and feedback counts. See how your feedback displays to buyers on Amazon.

Due to rounding, the values displayed may not add up to 100%.

Recent Feedback

Displaying feedback from the last 365 days. To request a feedback report: [Download feedback report](#)

All ratings

Positive

Neutral

Negative

<

1

2

3

4

5

...

67

>

Date	Rating	Order ID	Comments	Actions
27/08/2025	5	202-7499466-2896362	A O.K.	<div>Choose one</div>
20/08/2025	5	206-6366431-5478752	Very pleased with these containers they look so good and different from the ordinary ones very happy with delivery and price	<div>Choose one</div>

- Proactive Monitoring

Track reviews across all platforms.
- Strategic Responses

Craft impactful replies that build trust.
- Issue Resolution

Address concerns swiftly and effectively.



Thank You

Let's build your e-commerce future together.

Contact us to get started.